

# CHEMICAL FILL CONSTRUCTION SLEEVE

300-1452

## **FEATURES:**

- » Construction sleeve for use during construction in masonry and non-masonry walls
- » Prevent damage to finish during construction
- » Bottle fill station easily installs once construction is complete
- » *Chemical Fill Station sold separately*



**(800) 548-3373**

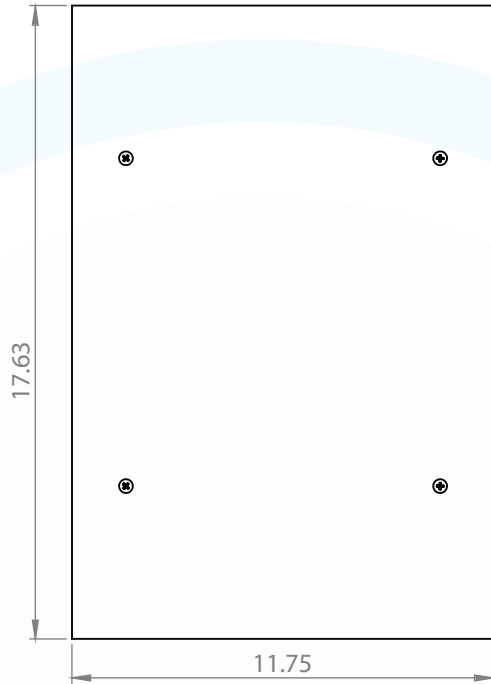
[www.spraymastertech.com](http://www.spraymastertech.com)

A brand line of  
**Assembled Products Corporation**

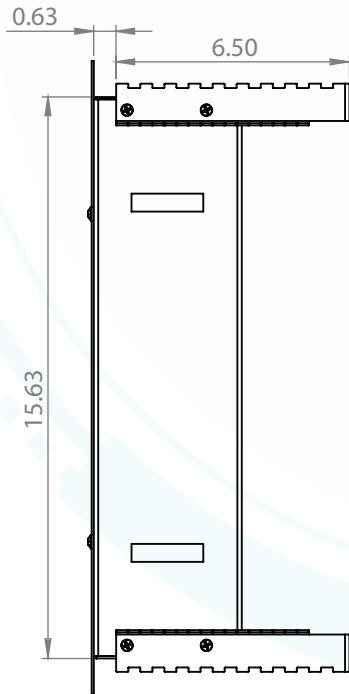
115 E Linden • Rogers, Arkansas 72756 USA | Office: (479) 636-5776 • Fax: (479) 636-3245



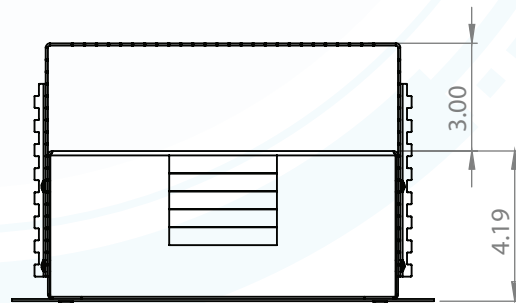
# CHEMICAL FILL STATION CONSTRUCTION SLEEVE— 300 - 1452



FRONT VIEW



SIDE VIEW



TOP VIEW